

Steelcase®




D2090

FrameFour  
desking

Visit [steelcase.com](http://steelcase.com)

[facebook.com/Steelcase](https://www.facebook.com/Steelcase) [twitter.com/Steelcase](https://twitter.com/Steelcase) [youtube.com/SteelcaseTV](https://www.youtube.com/SteelcaseTV)

Concept and Design / Steelcase  
16-E0000315 10/16 © 2016 Steelcase Inc. All rights reserved. All specifications subject to change without notice.  
Printed on at least 60% recycled paper. Cert no. BV-COC-858659. Printed in France by OTT Imprimeurs – Wasselonne.



Steelcase

## Introducing FrameFour: Focusing. Teaming. Conferencing. Collaborating.

Work is a series of transitions. We move from individual to group work, collaboration to personal focus. FrameFour® makes transitions practically seamless, providing a consistent ecosystem of spaces that support resident, nomadic, meeting workstyles throughout the work environment.



## A range of spaces.

FrameFour provides a complete workplace for mobile and resident workers. Real estate-efficient workspaces that support technology and tools.



D2097 | FRAMEFOUR BENCH BACK TO BACK (WY,ZW), THINK TASK CHAIR (C2C 2040, 3D KNIT 05)

### FOR THE RESIDENT ZONE

This resident work area provides individual privacy while fostering connections and collaboration that helps support the group's interactions. Each workspace offers plenty of work surface, storage, technology support and tools. The adjacent enclosed space enables privacy and focus while keeping a sense of connection to the larger group.



D2105

### FOR THE NOMADIC ZONE

Whether working alone or with others, workers can see and be seen by their peers. FrameFour comes in desk and bench configurations, with either a supporting storage leg or a four-leg frame. The collaborative space nearby is a convenient haven for information sharing and brainstorming. A consistent aesthetic with floating tops helps unite the entire work environment.



D2066

### FOR THE MEETING ZONE

This flexible space is designed for deep collaboration, supporting the cycle between individual and collaborative modes throughout the duration of a project. Integrated cable management, uninterrupted leg room and broad expanses of worksurface, all part of FrameFour's broad statement of line, invite users for productive work sessions.





D2088

## Support for every workstyle.

For nomadic workers who need longer term workspaces, these temporary homebases support task work to focus and rejuvenate. The personal locker integrated in the storage leg keeps belongings secure, puts bags and backpacks within easy reach and offers multiple power outlets. A casual collaboration area provides a change of posture and a setting for sharing, evaluating and generating content.



D2071

Dedicated resident workspaces support users during long periods of focused work. Monitor support, along with storage for personal belongings, maximizes the work area, while screens provide visual privacy. FrameFour can be customized to adapt to workers' needs thanks to a wide set of features.



D4111 | FRAMEFOUR MEETING TABLE (2LSN, ZW), QIVI COLLABORATIVE CHAIR (06, AT14), SHARE IT STORAGE (2LSN, 5G, ZW)

## Designed for collaboration

### LARGE CONFERENCE ROOM

A formal conference room sets the tone for informative, leader-led meetings. Well-appointed tools, amenities and hospitality extend the performance of this space.



D4113



D4112

### PROJECT ROOM

A space that accommodates small and large groups. Project teams are able to immerse themselves in information and work. Informational, evaluative and generative collaboration are supported. When needs change, the space can be quickly reconfigured.

### CREATIVE TEAM ZONE

This collaborative space is a convenient haven for information sharing and brainstorming. Ideas can be shared quickly and easily with full height whiteboards for analogue content display.

## Ergonomics tailored to individual needs

Different work modes and workstyles require different ergonomic support. Integrated rail supports adjustable monitor arms, lighting, and worktools. Screens add privacy. Power and data are easily within reach. Wide ranging choices make it easy to provide precise ergonomic comfort and support with FrameFour.



D2080 | FRAMEFOUR TELESCOPIC / C.SCAPE SCREEN / PLURIO MONITOR ARM / DASH LAMP



D4038

### SOFT EDGE

significantly reduces unhealthy pressure on forearms and reduces shoulder and neck fatigue.



D3671

### INTEGRATED RAIL

supports worktools, monitor arms and lighting to expand the workspace, reduce clutter, and increase productivity.



D3151

### POWER ACCESS DOOR

puts outlets within easy reach.



D4108

### SLIDING TOP

provides easy access to power.

## Make it yours.

A workspace that adapts to individual workstyles and preferences boosts user comfort, engagement and productivity.



D2091

The FrameFour storage leg makes it easy to touch down and get right to work.



D2076

Storage leg keeps bags off the worksurface and out of the aisle, yet close at hand.



D2075

Recharge up to three different devices simultaneously.



D2079

Belongings are safe, secure and out of the way in the personal locker.



# PLANNING IDEAS

**An ecosystem of spaces throughout the workplace.**

FrameFour offers application possibilities for the entire work environment. Open plan and private spaces, benching, collaborative and social areas, dedicated and shared desks.

Choose from desking, benching, collaborating or meeting settings in a wide array of modular approaches and sizes with technology support, worktools, lighting, and privacy components that integrate seamlessly with FrameFour. Now every part of the office can support workers and work styles.

**RESIDENT ZONE**

Either working in teams, or alone, FrameFour offers desking and benching solutions for residential zones.



D3870



D3889



D3875



D3872

**NOMADIC ZONE**

Ideal for individuals who are transitioning throughout the day between projects and tasks.



D3879



D3883

**MEETING ZONE**

FrameFour's broad statement of line supports generative, informative and evaluative collaboration.



D3865



D3867

**SOCIAL ZONE**

FrameFour also offers spaces to easily connect and socialise with others or complete a few tasks.




D3887



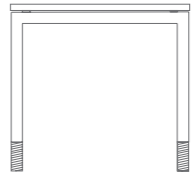
D3890

## FRAMEFOUR OVERVIEW


### HEIGHT ADJUSTMENT



**Fixed height H740mm**  
Standard and Eco Pack

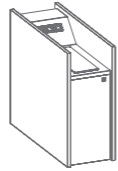


**Adjustable H680-760mm**

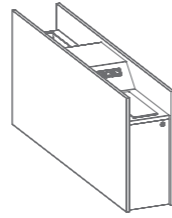


**Telescopic H650-900mm**

### STORAGE LEG



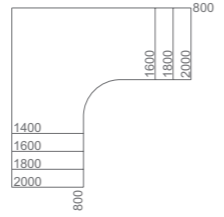
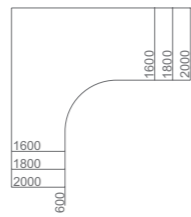
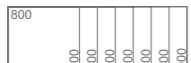
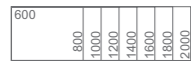
**Single Storage Leg**  
(Supporting desk or freestanding)



**Double Storage Leg**  
(Supporting bench or freestanding)

## STATEMENT OF LINE

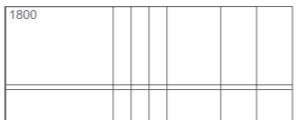
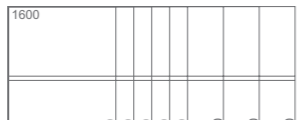
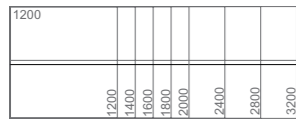
### DESK



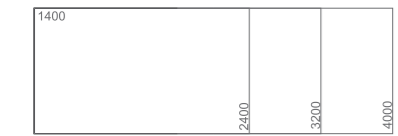
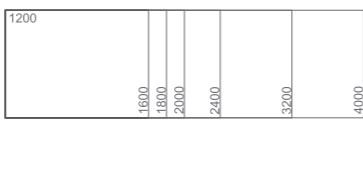
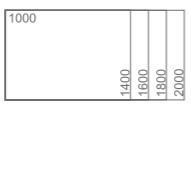
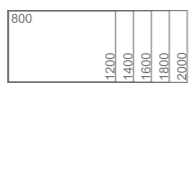
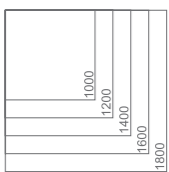
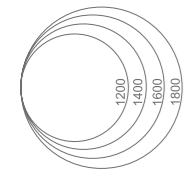
**Straight / Type 10**

**Corner core / Type 16**

### BENCH



### CONFERENCE TABLES



## SURFACE MATERIALS

### DECOR - WOOD

- AT Acacia
- W5 Walnut
- WY Snow
- 2LSN Storm Noce

### PAINT

- ZW Pearl Snow

Colours are representative and may vary slightly from actual material.

## SUSTAINABILITY

### DESIGNING FOR THE ENVIRONMENT REQUIRES INNOVATIVE THINKING AND SOLUTIONS.



### LIFE CYCLE

During our products development process we consider each stage of the life cycle: from materials extraction, production, transport, use and reuse, until the end of its life.

Thanks to the Life Cycle Assessment (LCA) method, Steelcase is quantifying FrameFour environmental impacts to set the stage for further improvements. This method, based on ISO 14040 and 14044 and selected by The European Union for environmental evaluation, allows us to quantify the environmental impact of our products throughout their whole lifecycle.

### CERTIFICATIONS

To show continuous improvements, we communicate FrameFour environmental performance through voluntary environmental labels and declarations. Sustainability related actions and results are communicated in the annual Steelcase Corporate Responsibility report.

### MATERIALS

Wood from European sustainably managed forests.

100% recycled cardboard.

### PRODUCTION

Made by Steelcase in Rosenheim, Germany.

Optimised packaging to keep transport volumes as low as possible and improve filling rates.

### TRANSPORT

Made in Europe, close to customers.

### USE

Designed for a long product life, with replaceable parts.

Maintenance information available upon request.

### END OF LIFE

100% theoretically recyclable cardboard and LDPE film for packaging.

Quick and easy disassembly.

Plastic parts clearly labelled for easy sorting and effective recycling.

Designed to encourage responsible end of use strategies - refurbishing, charitable donation or recycling.

### PRODUCT

**EPD** - Environmental Product Declaration (Targeted)

**PEP** - Product Environmental Profile (Targeted)

**NF Environnement** (Targeted)

**NF Office Excellence Certifié** (Targeted)

**Blauer Engel RAL-UZ 38** (Targeted)

**SCS Indoor Advantage™ Gold** (Targeted)

**Cradle to Cradle™ certified Bronze** (Targeted)

### MATERIALS

**PEFC** - Programme for the Endorsement of Forest Certification

**E1** - Low concentration of formaldehyde in wood

### PLANTS

**ISO 14001** - Environmental management system

**EMAS** - European Eco-Management and Audit Scheme

### FIND OUT MORE

Sustainability related actions and results are annually communicated in the Steelcase Corporate Sustainability Report. More environmental details available upon request.