

Steelcase®



B6243

FrameOne
Deskings

Visit Steelcase.com

 facebook.com/Steelcase  twitter.com/Steelcase  youtube.com/SteelcaseTV

Concept and Design / Steelcase
DM709EN 01/15 © 2012 Steelcase Inc. All rights reserved. All specifications subject to change without notice.
Printed on at least 60% recycled paper. Cert no. BV-COC-858659. Printed in France by OTT Imprimeurs – Wasselonne.



Steelcase



A SIMPLE SOLUTION

FrameOne has an elegant aesthetic with clean, simple lines and neat design touches that make a powerful statement in any work environment. Designed with both beauty and function in mind, FrameOne can offer a refined and refreshing solution, no matter what you ask of it.

FrameOne Desk and Bench:

- Light, refined aesthetic with floating tops, recessed legs, and discreet cable distribution.
- Worktools, lighting, power access and privacy screens, all hosted on a convenient integrated rail (for bench only).
- Flexible design adapts easily as business needs change.



C4456 | FRAMEONE DESK LOOP LEG (WV/ZW), REPLY CHAIR (DB49/AIR03), FLEXBOX (W7)



C5604 | FRAMEONE DESK BASIC LEG (WV/SL), THINK CHAIR (AT03/AIR01), HIGH DENSITY STORAGE (SW), PARTITO SCREEN (AT05), 1+1 LED STANDARD TASK LIGHT (WHITE)

TAILORED TO INDIVIDUAL NEEDS

With its stylish designer looks, and a wide range of shapes, sizes and finishes to choose from, FrameOne is a workstation that's as individual as you are.



C7742 | FRAMEONE BENCH LOOP LEG (WYZW) WITH GLASS CENTERED SCREEN (XC0), AMIA PLATINUM CHAIR (TR02/02), DIVISIO SIDE SCREEN (AT05), 1+1 LED STANDARD TASK LIGHT PLATINUM, 1+1 MOBILE CADDY

HIGH PERFORMANCE BENCH

Benching can be a smart solution—when it's tailored to the organisation's work processes and individual workstyles. Tools such as privacy screens, lighting, worktools and access to power are hosted at the worksurface on a convenient integrated rail.



B6241 | FRAMEONE BENCH CONTINUOUS TOP AND BASIC LEG (NU/SL), PLEASE CONFERENCE CHAIR



B2760 | FRAMEONE DESK BASIC LEG (SNVSL) WITH GLASS SIDE AND MODESTY PANELS, LEAP PREMIUM CHAIR (EUROPE 0273), SLIDE STORAGE (SN/X30)

ONE SOLUTION FOR MULTIPLE SPACES

Use FrameOne's stylish simplicity to create a refined mood that's just right for a manager's office. Clean, simple lines and a timeless design, like the eye-catching triangular metal legs and frame, provide an elegant environment. A wide range of finishes and materials (glass, veneer) make the ambience even more attractive.

MEETINGS


A large tabletop with integrated data and power ports provides all space and functionality your team needs for meetings in contemporary comfort.

INTEGRATED TECHNOLOGY

FrameOne benches integrated with media:scape® enable teams to innovate faster as information is shared quickly and seamlessly. The rail mounted RoomWizard II™ scheduling system provides a solution that manages open collaborative spaces far more effectively than first-come-first-serve.



C7795 | FRAMEONE BENCH WITH INTEGRATED RAIL AND MEDIA:SCAPE (NU/ZP), AMIA PLATINUM CHAIR (TR02/02), 1+1 MOBILE CADDY, SHARE IT STORAGE SLIDING DOORS 19MM MODULAR BOTTOM UNIT (260/NU/ZP) WITH OPEN SHELF MODULAR TOP UNIT (260)



C7798

DISCREET PLUG & PLAY

The power and data Top Access keeps cords discreet and under control.



C7797

EASY BOOKING

RoomWizard II can be used as a stand-alone system, or seamlessly books rooms, using an existing reservation system.



C7648

EFFICIENT CABLE MANAGEMENT

Cables can be routed through the intermediate leg, a vertebral cable riser or at the end of the cable tray.



B6235

PROTECTION

The CPU Support protects the CPU by holding it up securely, off the floor.



C7605

QUICK CONNECTIONS

Rail mounted Steelcase Connecting Hub for power and data access close at hand.






C7494

FREE UP THE WORKSURFACE

Plurio Monitor Arms are easy to adjust and facilitate information sharing on a single or multiple screens.

GET PERSONAL

Tailor FrameOne benches and desks to the needs of individual workers and the work at hand with adjustable privacy screens, personal boundaries, flexible storage, and an innovative collection of organisation tools, ergonomic flat screen arms, and personal lighting.



1. SPACE DIVISION

Creates a visual boundary between users without isolating them. It also frees up the worksurface as users can personalise the rail with organisation tools and use the screen for display.

2. C:SCAPE SCREEN / BENCH PRIVACY SOLUTIONS

Defines personal boundaries, provides visual privacy and display space, in fabric or glass.

3. USER CONTROLLED SPACE DIVISION

Divisio Side Screen™ can be moved by the users where they want and can be used for personal display.

4. THE 1+1 LED STANDARD TASK LIGHT

Offers individual lighting with 4 watts LED and minimal power consumption.

5. dash™ LED TASK LIGHT

Delivers a well balanced distribution of light that virtually eliminates contrast and shadows, while controls offer users flexibility.

6. ORGANISATION AND PRIVACY COMBINED

The 1+1 Functional Screen offers an integrated pocket for frequently used documents or books.

7. EASY PACKING AND UNPACKING

The 1+1 Mobile Caddy anticipates user need's to stow their work bag with in-line casters that make it easy to pull in and out.

8. KEEP DEVICES CHARGED AND RUNNING

The 1+1 Launch Pad gives users a desktop area to conveniently hold mobile devices and other personal items.

9. 1+1 PERSONAL POCKET

Provides a place to store frequently used materials. Freestanding or ganged in multiples to create a desktop organizer.

10. INTEGRATED TOP ACCESS

The Integrated Top Access provides easy access to power and data within hand's reach, without cluttering the worksurface.

11. ORGANISATION ACCESSORIES FOR ORGA-RAIL

Is a range of smart tools for efficient organisation and easy access to personal information. It enables users to convert previously wasted spaces into useful storage areas. For desk only.

12. PRINTER EXTENSION

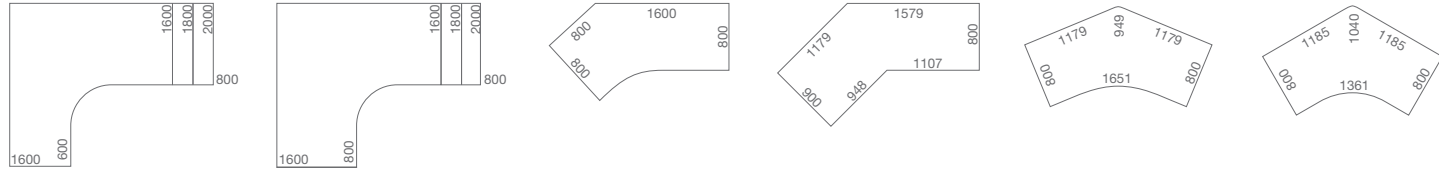
Allows technical equipment such as printers to be placed close at hand. For desk only.

STATEMENT OF LINE

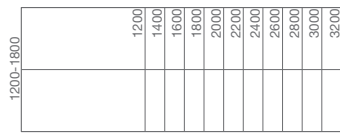
BASIC / LOOP DESK TOPS



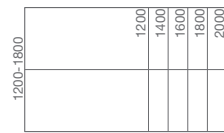
DESK TOPS



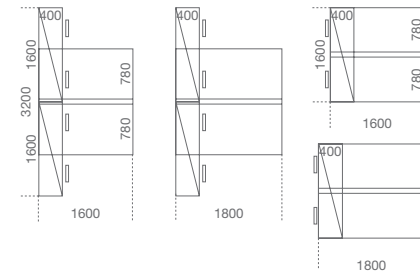
BENCH FREESTANDING



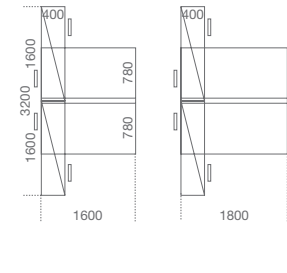
BENCH EXTENSION



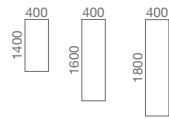
BENCH FOR 2 WITH SOLO STORAGE



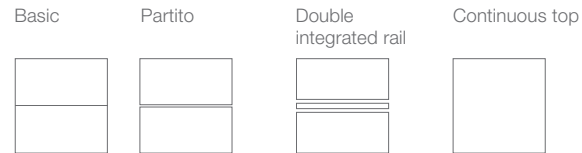
BENCH FOR 2 WITH DUO STORAGE



BENCH WITH LATERAL EXTENSION

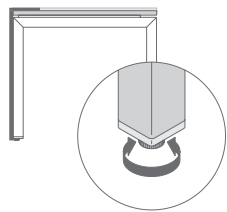


BENCH OPTIONS

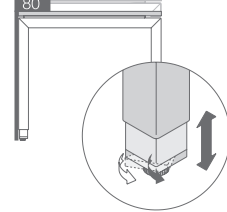


HEIGHT ADJUSTABLE FROM H620 TO H900MM FOR DESK

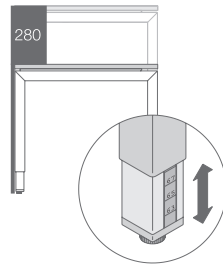
BASIC / BENCH H720mm



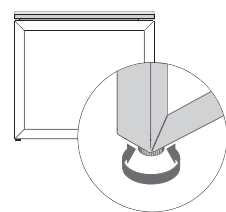
ADJUSTABLE LEG H680-H760mm



TELESCOPIC H620-H900mm



LOOP H720mm



CABLE MANAGEMENT FOR DESK



Integrated top access

Cable tray closed

Cable spine

Cut Out and Orga-Rail

Sliding top: closed
For desk in option. For bench in standard.

Sliding top: open

SURFACE MATERIALS (SHOWN IN BROCHURE)

WOOD

- HW Natural Beech
- ER Canadian Maple
- WE Wenge Style

PAINT

- WY Snow*
- AT Acacia*
- DW Dark Pear

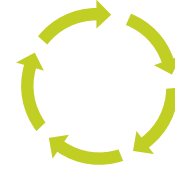
PROTECH

- SL Platinum Metallic
- ZW Pearl Snow
- ZF Pearl Champagne

* with Seamless Edge option. Colours are representative and may vary slightly from actual material.

SUSTAINABILITY

DESIGNING FOR THE ENVIRONMENT REQUIRES INNOVATIVE THINKING AND SOLUTIONS.



LIFE CYCLE

During our products development process we consider each stage of the life cycle: from materials extraction, production, transport, use and reuse, until the end of its life.

MATERIALS

23% recycled materials, by weight.
Wood from European sustainably managed forests.
Low formaldehyde emissions of wood based panels according to ISO 16000 (<20µg/m3).
The chemistry of our materials has been assessed throughout their lifecycle.
30% recycled cardboard and recycled LDPE film in packaging.

PRODUCTION

Assembled in Rosenheim (Germany) by Steelcase.
Uses powder-coat paints: VOC-free and free of heavy metals.

TRANSPORT

Assembled in Europe, close to customers.
Flat packaging to keep transport volumes as low as possible and improve filling rates.
EPP edge protections are returned and directly reused or repaired if broken.

USE

Designed for a long product life, with replaceable parts.
Limited substances harmful to health and indoor air quality.
Maintenance information available on Steelcase.com.

END OF LIFE

99% theoretically recyclable by weight.
100% theoretically recyclable cardboard and LDPE film for packaging.
Plastic parts clearly labelled for easy sorting and effective recycling.
Designed to ensure responsible end of use strategies - refurbishing, charitable donation or recycling.

CERTIFICATIONS

To show continuous improvements, we communicate our products' environmental performance through voluntary environmental labels and declarations. Sustainability related actions and results are communicated in the annual Steelcase Corporate Responsibility report.

PRODUCTS

- PEP Product Environmental Profile
- Indoor Advantage Gold #02491

MATERIALS

- PEFC Programme for the Endorsement of Forest Certification
- E1 Low concentration of formaldehyde in wood

PLANTS

- ISO 14001 Environmental management system
- EMAS Eco-Management and Audit Scheme

FIND OUT MORE

Visit steelcase.com to discover more about Steelcase's unique ecodesign strategy.