




Love how you work.®

Steelcase

Visit steelcase.com

-  [facebook.com](https://www.facebook.com/steelcase)
-  [twitter.com](https://twitter.com/steelcase)
-  [youtube.com/steelcasetv](https://www.youtube.com/steelcasetv)

Concept and Design / Steelcase
DS164EN 03/14 © 2014 Steelcase® All rights reserved. All specifications subject to change without notice.
Printed on at least 60% recycled paper. Cert no. BV-COC-858659. Printed in France by OTT Imprimeurs – Wasselonne.



D0206

Gesture
seating

Steelcase

GESTURE RECOGNITION FOR THE BODY

Technology is the single greatest force driving the changes in the way we work, live and behave. The new, multiple devices we deploy throughout our work day allow us to flow between tasks, fluidly, and frequently.

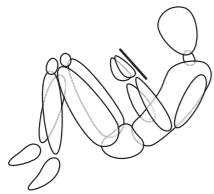
Gesture™ is the first chair designed to support our interactions with today's technologies.

**Inspired by the human body.
Created for the way we work today.**

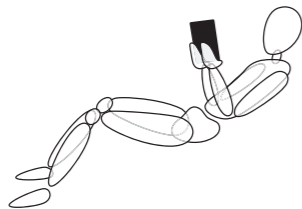


GLOBAL POSTURE STUDY


THE COCOON



THE DRAW



THE SMART LEAN



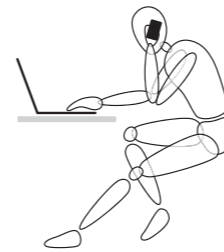
THE TEXT



THE SWIPE



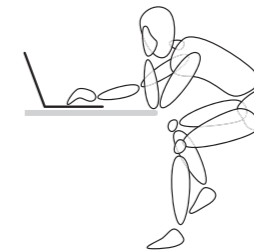
THE MULTI-DEVICE



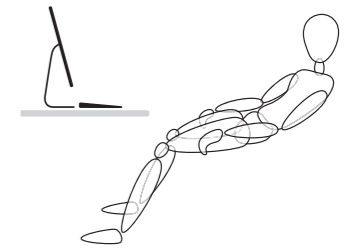
THE TRANCE



THE STRUNCH



THE TAKE IT IN



To best understand the body at work, we undertook a global posture study on six continents, observing over 2,000 people in a wide range of postures.

We discovered that new technologies combined with new behaviours led to nine new postures that are not adequately addressed by current seating solutions.

While technology boosts productivity, it can cause pain that disrupts our work, our ability to concentrate, and our creativity.

How might we design a chair as advanced as today's technology? A chair that augments our technology?

GLOBAL POSTURE STUDY

People

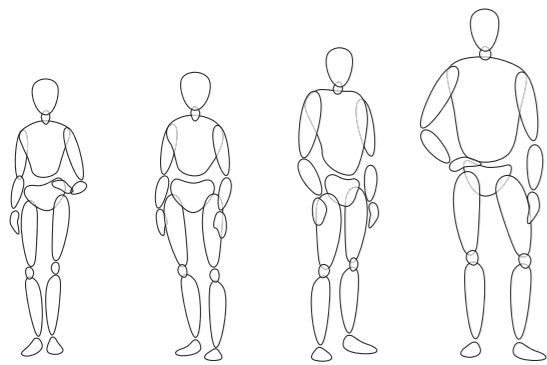
2,000+

Continents

6

New Postures

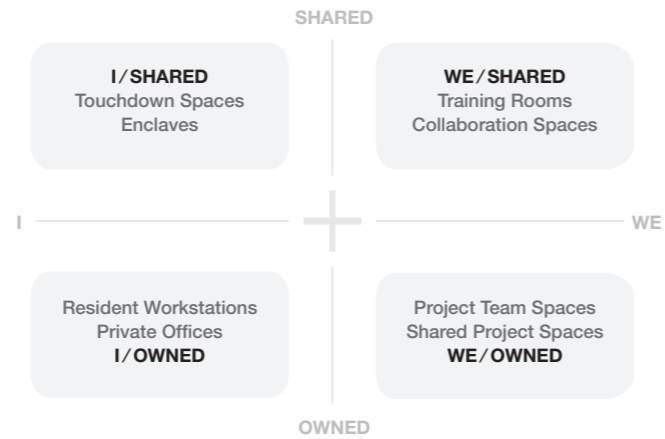
9



RANGE OF USERS

Today's global workforce is incredibly diverse, with extreme sizes on the rise. From body size and shape to gender and generation, each play a role in the sitting preference of each individual.

How might we support all users yet still meet the postural preferences that exist within the workplace?



RANGE OF SPACES

We see work being done in a greater range of spaces within the office. We're spending equal amounts of time at our desk as we are in collaborative spaces. We're sharing desks, where one day a larger person might be using a chair and the next day a much smaller person.

How might we solve for multiple users sitting in multiple spaces throughout a day?



INSPIRED BY THE HUMAN BODY

To design a new sitting experience, we stopped looking at chairs and started looking at people. Understanding the taxonomy of postures at work and how the body naturally moves caused us to ask ourselves, "could a chair act as a system, just like the human body?".

This question caused us to fundamentally rethink how to design a chair. We mimicked the movement of the human body, creating a seamless interface between user and chair. When we studied the full range of postures at work, we studied three key interfaces between the human body and their chair.

- THE CORE INTERFACE
- THE LIMB INTERFACE
- THE SEAT INTERFACE

THE NEW SITTING EXPERIENCE

We didn't start with a chair design; we started by looking at the unique movements and gestures of the body.

Like the human body, Gesture is designed as a system of synchronised interfaces, designed and engineered to be intuitive to adjust.

HUMAN BODY

Core

Provides both stability and flexibility to the body.

Limbs

Most active part of the body with tremendous range of motion.

Seat

In constant contact for long periods of time.

GESTURE EXPERIENCE

Core Interface

Designed to provide continuous and persistent support in a wide range of postures.

Limb Interface

Designed to support the range of motion of the human arm.

Seat Interface

Designed to provide comfort to the edge of the seat.






C8916

CORE INTERFACE

The Gesture back and seat move as a synchronised system moving with each user to provide continuous and persistent support.

The back cradles the user no matter the posture or device being used.

The load transfer between the lumbar and thoracic area when reclining is balanced by the core equaliser.



D0209



D0213

LIMB INTERFACE

The Gesture arm moves like the human arm, which allows users to be supported in any position.

Arms and shoulders remain supported when texting on a smartphone, typing on a keyboard or swiping a tablet.



C8913

SEAT INTERFACE

The Gesture seat brings comfort all the way to the edges. It is flexible at the perimeter to allow users to sit in a range of postures without obstruction.

Control of seat depth and seat height is located in one place to provide quick and easy "Seat Fit".



C8916



D0211

USER INTERFACE

Gesture takes into account various body types and sitting preferences, quickly adjustable to meet the needs of each individual user.

Users can adjust the Gesture chair as easily as adjusting their posture.

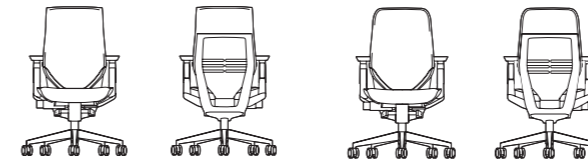
All controls are gathered on the right hand side of the seat. This control panel manages the back and the seat adjustments.



MANY USERS. ONE SOLUTION.

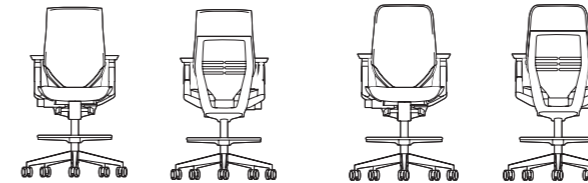
Whether large or small, Gesture promises personalised and custom comfort for all users in one simple solution. Gesture was designed with a wide range of user preferences and user shapes and sizes in mind.

STATEMENT OF LINE



Gesture Chair
Wrapped Back

Gesture Chair
Shell Back



Gesture Draughtsman Chair
Wrapped Back

Gesture Draughtsman Chair
Shell Back

DIMENSIONS (IN MM)

	Task chair	Draughtsman chair
Overall depth with base	625	625
Width with base	625	625
Overall Height (min)	1030	1210
Overall Seat depth	470	470
Usable Seat depth	395 – 460	395 – 460
Seat width	510	510
Seat height	415 – 518	580 – 780
Back width	430	430
Back height	600	600
Back inclination	26°	26°
Clear width between armrests (adjustable 360°)	305 – 560	305 – 560
Armrest height above the seat (adjustable 360°)	197 – 307	197 – 307
Rotation range (adjustable 360°)	-30° ; 0 ; +30°	-30° ; 0 ; +30°

SURFACE MATERIALS

Surface materials shown in brochure:

- Atlantic AT10 Pepper
- Atlantic AT02 Grey
- Atlantic AT05 Orange

When Cogent Connect or 3D Knit are chosen, matching material is visible through the chair back. For all other upholstery, black will be visible. Colours are representative and may vary slightly from actual material.

SUSTAINABILITY

DESIGNING FOR THE ENVIRONMENT REQUIRES INNOVATIVE THINKING AND SOLUTIONS.

LIFE CYCLE ASSESSMENT

During our products development process we consider each stage of the life cycle: from materials extraction, production, transport, use and reuse, until the end of its life. Thanks to the Life Cycle Assessment (LCA) method, Steelcase quantified Gesture environmental impacts to set the stage for further improvements. This method, based on ISO 14040 and 14044 and selected by The European Union for environmental evaluation, allows us to quantify the environmental impact of our products throughout their whole lifecycle.

MATERIALS

23% recycled materials, by weight (16% pre-consumer + 7% post-consumer).
65% recycled plastics on back and base.
100% recycled cardboard and 30% recycled LDPE film in packaging.

PRODUCTION

Made by Steelcase in Sarrebourg (France).
Uses powder-coat paints: VOC-free and free of heavy metals.

TRANSPORT

Made in Europe, close to customers.
EcoSmart packaging to keep transport volumes as low as possible and improve filling rates.

USE

Designed for a long product life, with replaceable parts.
Materials meet stringent health and indoor air quality criteria.
Maintenance information available upon request.

END OF LIFE

100% theoretically recyclable cardboard and LDPE film for packaging.
Quick and easy disassembly.
Plastic parts clearly labelled for easy sorting and effective recycling.
Designed to ensure responsible end of use strategies - refurbishing, charitable donation or recycling.

CERTIFICATIONS

To show continuous improvements, we communicate Gesture environmental performance through voluntary environmental labels and declarations. Sustainability related actions and results are communicated in the annual Steelcase Corporate Responsibility report.

PRODUCT

EPD - Environmental Product Declaration (targeted)

PEP - Product Environmental Profile (targeted)

NF Environnement (targeted)

NF Office Excellence Certifié (targeted)

Indoor Advantage Gold

Cradle-to-Cradle (targeted)

MATERIALS

OekoTex 100 - Confidence in textiles

European Eco-Label - for textiles

Cradle-to-Cradle - for textiles

PLANTS

ISO 14001 - Environmental management system

OHSAS - Occupational Health and Safety Assessment Series

FIND OUT MORE

Sustainability related actions and results are annually communicated in the Steelcase Corporate Sustainability Report. More environmental details available upon request.